

North View Middle an IB World School



Service as *Action*

North View's hands reaching out to our community



What I get from volunteering:

- Explore your talents and capabilities
- Make a difference in the world around you
- Discover the satisfaction of helping others
- Try new things, expand your horizons
- Expand on human dignity

Required Involvement

15 hours during the school year (can include summer time activities)

These hours will be added to your official transcript from Osseo Area Schools and can be used on future applications

Service and Action in the Middle Years Program:

IB learners strive to be caring members of the community who demonstrate a personal commitment to service, and to act to make a positive difference to the lives of others and to the environment. IB World Schools value service with others as an important way to engage in the principled action across a range of overlapping local and global communities. Through responsible action, tightly connected with sustained inquiry and critical reflection, young people and adults can develop the kinds of attributes described by the learner profile that are essential for success in future academic pursuits and for adult life.

As students engage in various activities we ask that they identify one or more of the following outcomes that are connected to their work for each activity:

- Consider ethical implications
- Develop new skills
- Engage with issues of global importance
- Increase awareness of your strengths and areas of growth
- Planned and initiated activities
- Show perseverance and commitment
- Undertake new challenges
- Working collaboratively with others

In general, activities that express the spirit of Service as Action encourage students to share their energies and special talents while developing awareness, concern, and the ability to work cooperatively with others. Should you have questions concerning which activities are appropriate, contact North View's IB Coordinator, Kurt Carlson at 763-585-7227.

What is My Community?

Sometimes it is easy to be selfish and to think about oneself. We all do it some of the time, but just imagine what the world would be like if we did it all the time. We are all members of many communities, and as members, we have to share in the responsibility of making sure that they are the best possible communities in which to live.

A community is a group of people living, working, or playing together. Notice how some communities are small and others large. Your family is a community. Your class is a community. Your school is a community. Brooklyn Park is a community as well as Minnesota. In fact, we are all members of the largest community of all – the World!

Why Should I Care About My Community?

Since you are part of your community, you are actually helping yourself when you work to maintain and preserve your community. Unfortunately, it is true that many people do not care enough about their community, but you do not have to think that way. The more people care about their community, the happier the world will be. Just imagine how happy the world would be if people did to others what they would like to have done to themselves.

What is Service as Action?

Serving the community is an opportunity for you to participate directly in outside activities based upon talents you developed in school. The main focus of service and action is to instill an awareness of yourself and the role you play in your community and the world.

What does this have to do with school?

North View Middle an IB World School is a community of its own, and we want to make this school and its environment a better place for everyone. The more connections you make between what you learn in school and the community, in which you live, will help you develop a deeper understanding of the world around you.

What Do Students Actually Have to Do

1. Submit an idea to your Advisory teacher through ManageBac, participate in the activity, and reflect on the outcome of the activity. All of the documentation of the engagement of your work will be done in ManageBac. If you don't know how to log into ManageBac, stop by room 100 (The IB Office) and ask or **see the directions at the end of this packet.**
2. If you are not sure whether an activity is appropriately considered service, check with your Advisory teacher or Mr. Carlson in room 100. Generally speaking, if you get a grade or get paid for an activity it does **not** qualify as service to your community. Also, if a family has an expectation that the older siblings will watch the younger siblings for a period of time, that does **not** count as service either.

Steps to Completing your Service and Action

Step #1: Inquiry (Research)

See Ideas for Community Learning Adventures on the following pages

Step #2: Plan

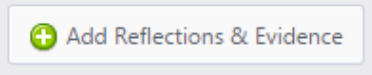
- Contact the organization you would like to help and ask if they need volunteers.
- Request approval of the activity you would like to do by entering it in ManageBac. **(see directions for adding activity in ManageBac at the end of this packet)**
- Your Advisory teacher will get an email and they will approve your request **or** ask you some questions about it to determine if it is appropriate.

Step #3: Action

- Participate in the activity
- Ensure that you have a name, phone number, and email address of the person that supervised your work.

Step #4: Reflection


- Log back into ManageBac, go to the activity you entered

previously, click on  on the right hand side of your screen. Once you have completed your reflection of the activity follow the directions under next steps.

Next steps ⓘ

Once you have completed your activity and submitted reflections or SA questions, you can request that your Activity Supervisor complete your review online.

Or you can turn in your signed SA Completion form to your Coordinator:

 SA Completion Form

Ideas for Community Learning Adventures

These listings do not include all volunteer opportunities.

In School

Collections

- Collect school supplies for needy families
- School fundraisers - charitable donations
- School run garage sale - donations, pricing, set up, workers

Emergency Services

- Assemble and distribute classroom first aid kits

Environmental Care and Cleanup

- Adopt-A-Bird Feeder
- Campus clean-up and beautification - plants, flowers, trash

Human Services

- Assisting faculty and administration
- Custodian assistant- window washing and other duties as needed
- Kitchen helpers- dishwashers
- Library volunteer or Lab Assistant
- Musical performance at local nursing home

Hunger Projects

- Food Drives

Mentoring and Tutoring

- Assist EL students
- Peer helpers
- Record books on tape for special education students
- Tutoring - math, reading, computer skills, music skills, etc

Public Awareness

- Create a health information campaign

Out of School

Building

- Habitat for Humanity Twin Cities 612-331-4090 www.habitat.org

Collections

- Book Drive
- Collect mittens, hats, coats, and socks for kids
- Collect used computers and donate
- National Cristina Foundation www.cristina.org
- Pop tabs for the Ronald McDonald House www.rmhc.org
- Toys for Tots www.toysfortots.org

Emergency Services

- Make First Aid kits
- Make toiletry kits

Environmental Care and Cleanup

- Adopt-A-Highway/Street
Maple Grove Government Center, 12800 Arbor Lakes Parkway, P.O. Box 1180,
Maple Grove 55311
-Contact Frank Kampel at 763-494-6000
- Adopt-A-Park
-City of Brooklyn Park Department of Parks and Recreation
5200 85th Ave. N., Brooklyn Park 763-493-8335
-City of Maple Grove Department of Parks and Recreation
12951 Weaver Lake Road, Maple Grove 763-494-6535
- Brooklyn Park Waste Management
-Hennepin County information line 612-348-6500
- Department of Natural Resources
- Information Center 651-296-6157
- Volunteer Programs 651-297-1449
- www.dnr.state.mn.us
(plant seedlings, stream monitoring, surveying wildlife, and more)
- Develop a wildlife feeding area/build a wildlife habitat
- Organize a neighborhood beautification project
- Organize an energy conservation campaign
- Plant a neighborhood garden
- Recycling (aluminum can drive)
- Three Rivers Park District

- Volunteer office 763-559-6706
- www.ThreeRiversParkDistrict.org
- Yard work for neighborhood (rake, plant, weed, mow)

Human Services

- Adopt-A-Family
- Adopt-A-Grandfriend in a local nursing home
- ARC Value Village Thrift Store
 - 6330 Brooklyn Blvd., Brooklyn Center 763-503-3534
 - 2751 Winnetka Ave. N., New Hope 763-544-0006
 - Ask for store manager - must be accompanied by an adult
 - Store hours: M-F 9am-9pm
 - Sat. 9am-6pm
 - Sun. 12(noon)-6pm
 - (unpack donations, stocking shelves, janitorial)
- Childcare for neighbors (no relatives - no money)
- Community Emergency Assistance Program (C.E.A.P.)
 - 6840 78th Ave. N Brooklyn Park, MN
 - Contact Cindy the Volunteer Coordinator: 763-566-9600
 - *must be accompanied by an adult
- Create a toy box for an emergency room
- Create tray favors for local hospitals
- Create nutritional gift packages for critical care waiting rooms in hospitals
- Goodwill - www.goodwill.org
- Help an immigrant/Language interpreter
- Hennepin County
 - Information Line for all county departments 612-348-3000
 - (i.e. Services for Seniors, Children and Family Services)
 - Volunteer Line 612-348-9900
- Hennepin County Public Libraries- www.hclib.org
- Homeless Shelters
 - Mary's Place 401 N. 7th Street, Minneapolis 612-338-4855
- Homeward Bound Inc. 7839 Brooklyn Blvd., Brooklyn Park
 - Contact Joel 763-525-3186 ext. 237, E-mail jbarker@homewardboundservices.org
- Local hospital volunteers
- Make a traveling library
- Mow a neighbors yard
- Nursing Home helpers (Contact Volunteer Coordinator at each site)
 - Maranatha Care Center 5401 69th Ave. N, Brooklyn Center

763-549-9600

-St. Therese Care Center 8000 Bass Lake Road, New Hope

763-531-5008

-MN Masonic Home North Ridge 5500 Boone Ave. N., New Hope

763-592-2645

-Berkshire Residence 501 2nd Street SE, Osseo 763-425-3939

- Salvation Army Volunteer Services 651-746-3426
- www.thesalarmy.com
- School carnival volunteer
- Shovel a driveway
- Special Olympics - www.specialolympics.org
- United Way Greater Twin Cities 612-340-7400
- Vision Loss Resources www.visionlossresources.com
- YMCA and YWCA volunteers

Hunger Projects

- C.R.O.S.S. (Christian Reaching Out Social Services) Food Shelf
-9292 Wellington Lane N., Maple Grove
763-425-1050
- Feed My Starving Children - 401 93rd Ave NW, Coon Rapids, MN
-763-504-2919
- www.fmsc.org
- Feeding Children International- 5401 Boone Ave. N., New Hope
- 763-257-0202 www.feedingchildren.org

Mentoring and Tutoring

- Elementary school helper
-Zanewood Community 7000 Zane Ave. N., 763-561-9077
-Fair Oaks 5600 65th Ave. N., 763-533-2246
-Crest View 8200 Zane Ave. N., 763-561-5165
- McDonald Sunshine Place Care Center 621 E. 38th St., Minneapolis
-612-822-7801

Public Awareness

- Sponsor a community group to promote cultural understanding

How to add an activity into ManageBac

On an iPad or computer, go to <https://nvjh.managebac.com/login>

**NORTH VIEW
KNIGHTS**

**North View Middle and IB World
School**

E-mail:

Password: [Forgot your password?](#)

Remember me for 12 hours

ManageBac

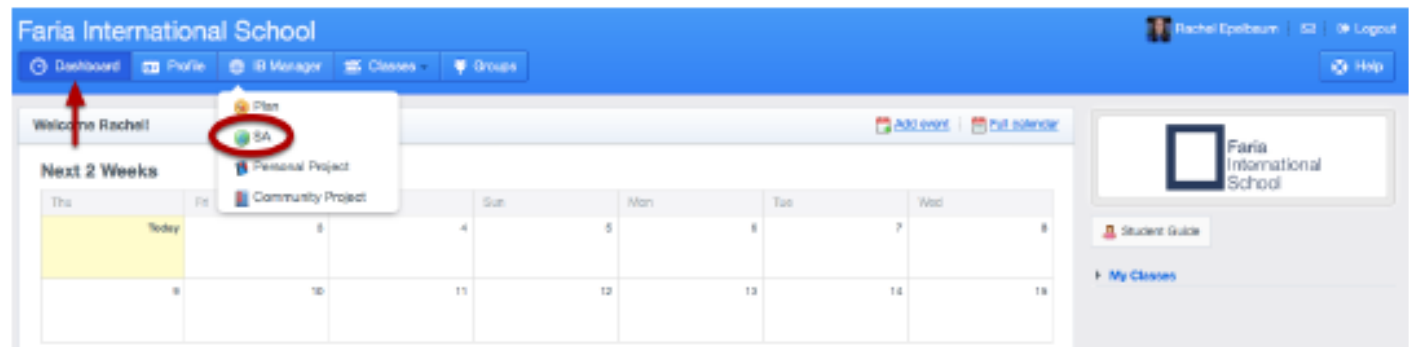
Your
username@apps.district279.org

If you forgot your password
click here

Adding SA Activities

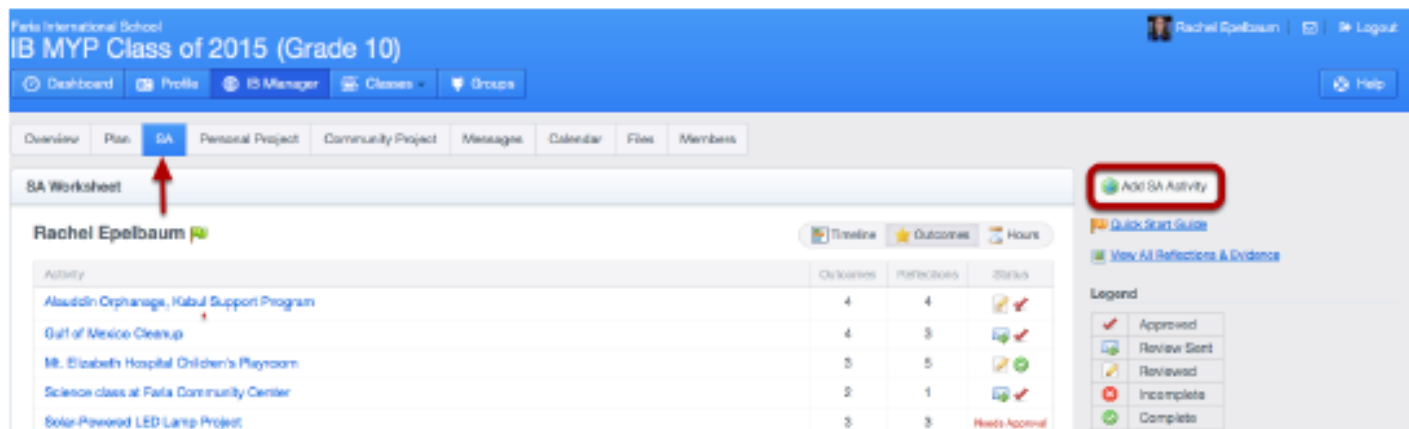
Via the IB Manager Tab

Click on the **IB Manager** tab and select **SA** to begin.



The screenshot shows the Faria International School dashboard. At the top, there are navigation tabs: Dashboard, Profile, IB Manager, Classes, and Groups. The IB Manager tab is selected. Below the navigation, there is a welcome message for Rachel Epelbaum and a calendar for the next two weeks. A dropdown menu is open under the IB Manager tab, with the 'SA' option highlighted in a red circle. Other options in the menu include Plan, Personal Project, and Community Project.

Your C&S Worksheet will appear. Click the **Add SA Activity** button in the sidebar.



The screenshot shows the IB MYP Class of 2015 (Grade 10) SA Worksheet page. The page has a navigation bar with tabs: Overview, Plan, SA, Personal Project, Community Project, Messages, Calendar, Files, and Members. The SA tab is selected. Below the navigation, there is a table of activities with columns for Activity, Outcomes, Participants, and Status. A red arrow points to the 'SA' tab. On the right side, there is a sidebar with a red circle around the 'Add SA Activity' button. Below the sidebar, there is a legend for activity status: Approved, Review Sent, Reviewed, Incomplete, and Complete.

Activity	Outcomes	Participants	Status
Alaudin Orphanage, Kibul Support Program	4	4	
Gulf of Mexico Cleanup	4	3	
Mt. Elizabeth Hospital Children's Playroom	3	5	
Science class at Faria Community Center	2	1	
Solar Powered LED Lamp Project	3	3	Needs Approval

Complete the form that follows:

1. If you are part of an activity 'group' on ManageBac (e.g. the film club), you can select the group in the scroll menu or 'find a new group'.
2. Fill in the **Activity Name**.
3. Indicate whether it is **Out-of-School** or **In-School**.
4. Pick your **Start** and **End Date** for the activity.
5. Add your **Advisor**, and the number of hours. If you have selected a group from the scroll menu, this should fill in automatically.
6. If you worked with an **Organization**, fill in the organization name and **Activity Aim**.
7. Check off which **targeted learning outcomes** you think you achieved with this activity.

Once completed, click **Add SA activity** at the bottom of the page.

Add SA Activity

- Select activity from a group **Cooking Club** or [find a new group](#).
Activity Name*
- Cooking Club**
Community Service hours Creative Expression hours Service as Action hours
- Location*
 Out-of-School In-School
- Start Date* End Date*
- Advisor:**

Name	Richard Chandler	Title	
E-mail	richard.chandler@eduvo.com	Contact #	+852 2820 2910
- Organization
Cooking Club
Activity Aim
Learn how to cook 10 simple dishes.
Description and Goals
For those who love cooking! Learn how to cook delicious dishes and share your secret recipes!
- Please select your targeted learning outcomes:
 Become more aware of their own strengths and areas for growth
 Consider the ethical implications of their actions

Once your activity has been added, you will be taken back to your **SA Worksheet**. Your activity will appear in your chart with a **Needs Approval** tag.

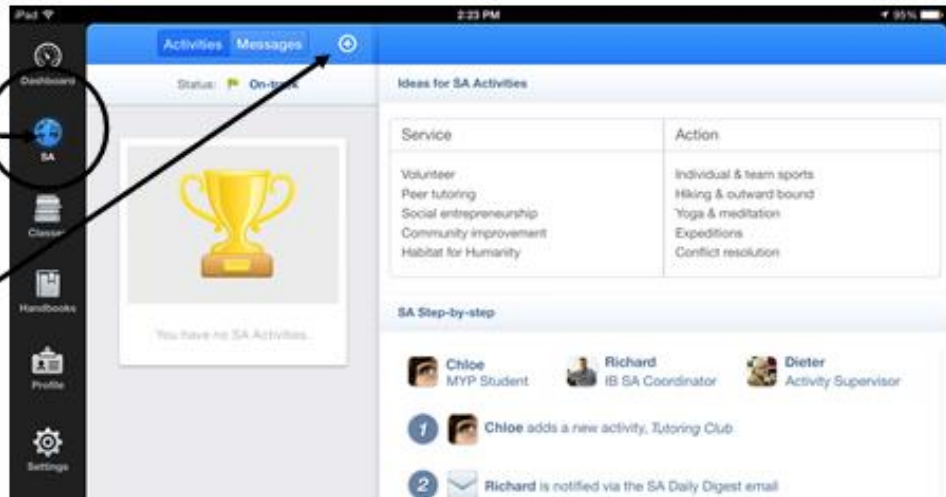
Once your Advisory teacher approves the activity, go ahead with it. Don't forget to log back into ManageBac when you are done and complete the reflection part of your activity.



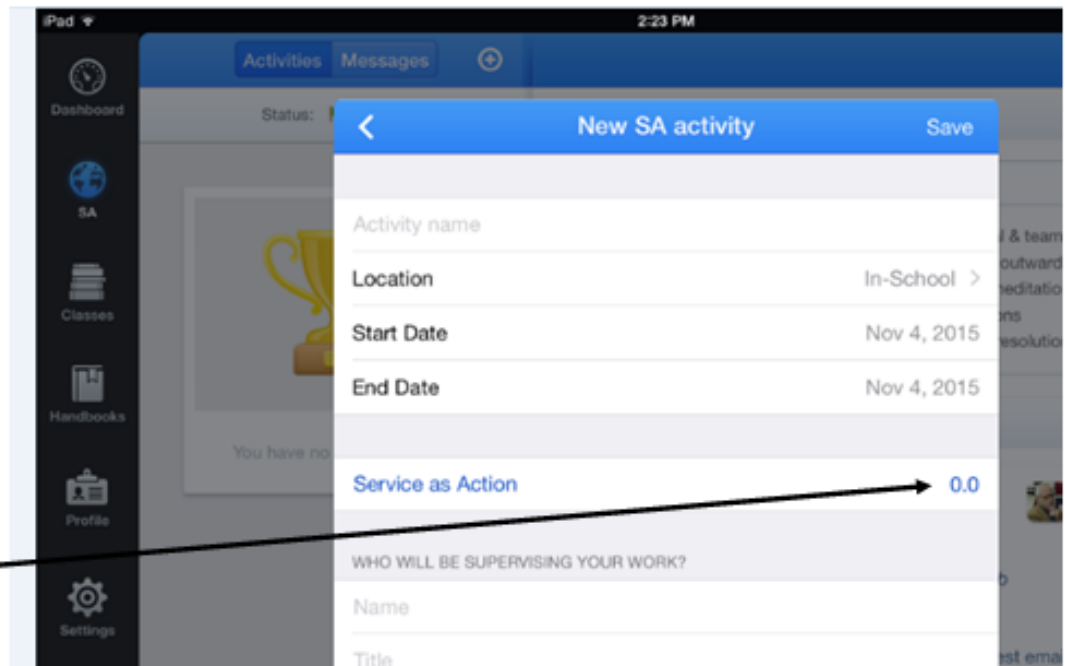
If you are using the ManageBac App on your iPad please follow the directions below to add an activity and your reflections.

1. Click on the SA icon on the left side of the screen

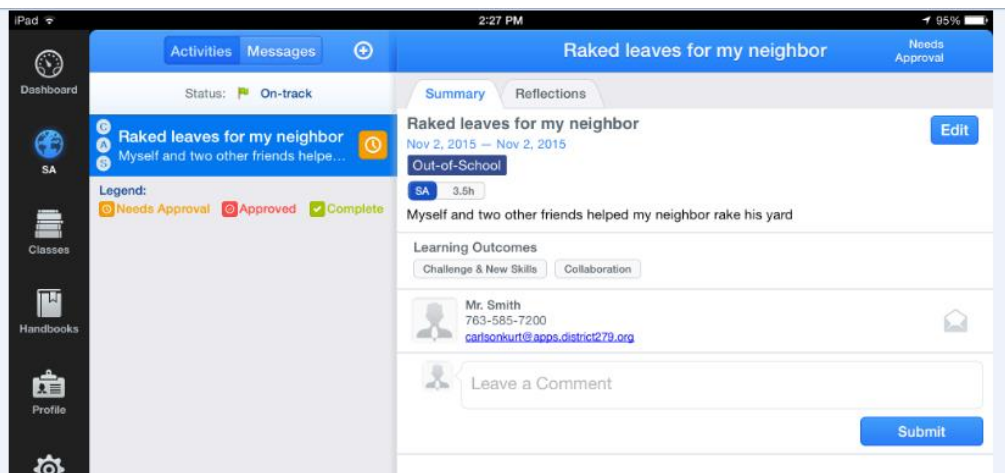
2. Click on the circle with the + sign in it



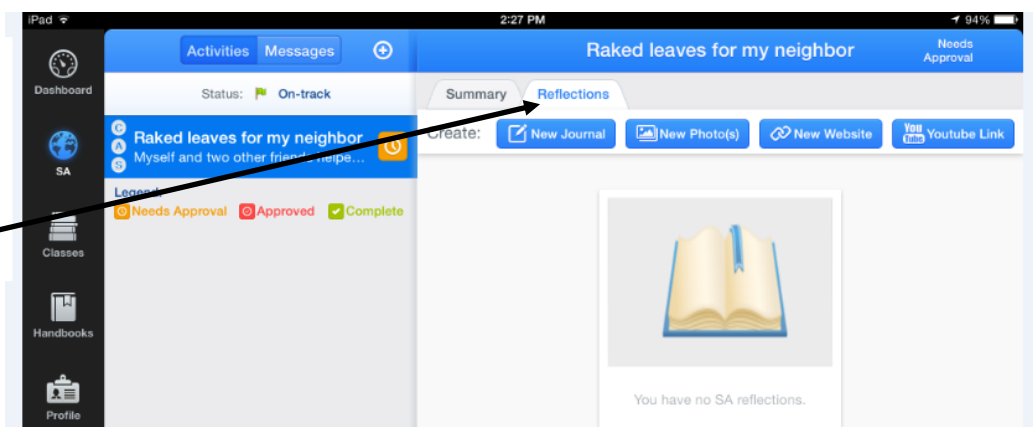
3. Fill out the New SA Activity sheet. All information will need to be filled in in order to add the activity. You will need an adult's name, email address and phone number that supervised your work or that can verify your service. Also, make sure you add the amount of hours you volunteered.



4. Example of what the activity will look like when you have entered everything correctly



5. Once your Advisory teacher approves the activity, make sure you go back and complete the reflection after you have completed the activity.



If you have any questions about how to add an activity, please stop by the IB Office in room 100 at North View.